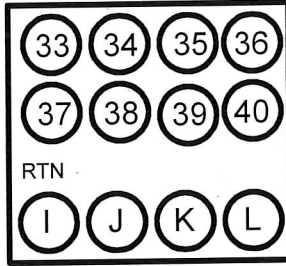
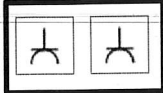



Patchplan Ton

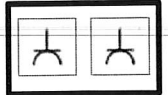

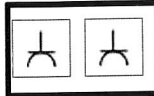
MK 1.1

Bühne

MK 1.2





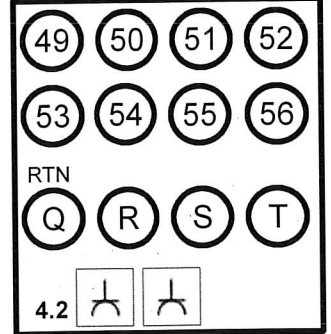
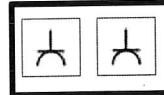

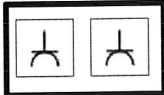
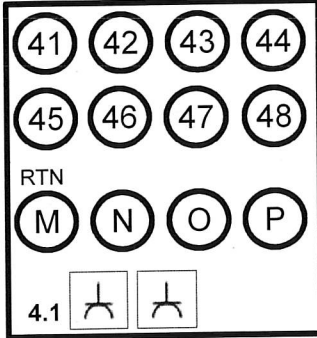
MK 1.3



MK 2.1

Vorbühne

MK 2.2

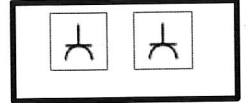
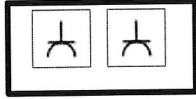
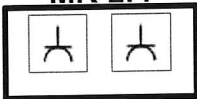


Saal

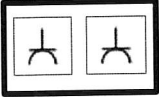
MK 2.4

MK 2.3

MK 2.5




Rang/Balkon



MK 3.1

Patchfeld
Regie



Inputs
(weiß)

Bühne

Returns
(gelb)

Inputs 1
(orange)

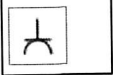
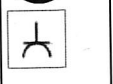
Inputs 2
(grün)

AUX
(blau)

FOH

Regie

Intercom
Saal



MK 5.1

Absicherung Steckdosen (blau)

LS 1 : MK 1.1, 2.1, 2.3, 2.4

LS 2 : MK 1.2, 1.3

LS 3 : MK 2.2, 2.5, 3.1

LS 4 : 4.1, 4.2

LS 5 : MK 5.1